



Storm Mountain
CENTER

23740 Storm Mountain Road
Rapid City, SD 57702
605-343-4391
smc@dakcamps.org

Welcome to Camp!

#604 Black Hills Trek
June 22 – 27, 2025



I'm coming to camp! Now what?

You are
registered for
#604
Black Hills Trek

Check In:
Sunday
June 22nd
3:00 p.m.

Check Out:
Friday
June 27th
10:00 a.m.

We are very excited to be exploring the Black Hills National Forest with you this year!

You'll enjoy God's creation, play games, have campfires, and grow in your faith! Once the trek is over, you'll have a chance to enjoy classic camp activities around Storm Mountain!

Backpacking is a unique experience, so make sure to consult the **Camper Recommended Packing List** for a full list of items.

Two Weeks Before Camp - Full payment for camp is due. And be sure your **Liability Waiver and Public Relations Release** and **Medical Information/Health Form** have been filled out online. (Or bring them with you to camp - but they are **required** to attend camp)



What happens when I get to camp?

- ▶ Go to the Welcome Area when you arrive at camp to check-in.
- ▶ Bring, or have completed on-line, your two forms:
 - **Medical Information/Health**
 - **Liability Waiver and Public Relations Release**
- ▶ There will be a short health screening and you will have time to meet with our health care manager and go over your Health Form.
- ▶ All medications, prescribed or over-the-counter, must be given to the health care manager. **All medication must be in original containers labeled with name and dosage.**

- ▶ On the Health Form, please make sure that you list the people authorized to pick up your child (including yourself!) We cannot release your camper unless that person's name is on the health form, and they have a picture ID
- ▶ All spending money will be given to camp staff at check-in. Any unspent money will be returned at the end of camp.
- ▶ Remember, campers are required to be supervised by their parents or guardians until they are completely checked-in.



DAK/MN Area
Central Camping Office
122 West Franklin Ave,
Suite 400
Minneapolis MN 55404
855-622-1973
info@dakcamps.org
www.dakcamps.org

See the next page for Packing List and more information.
Contact us at Camp or at the Camping Office with questions.

Packing List

Bring-a-Friend Reward

Share camp with a friend and save!

For each new camper you bring to camp, request \$25 off your registration fee.

(Contact the Camping Office for information)

Lost & Found -

please label all your belongings before you leave home and check out the lost & found box during your check-out time. At summer's end, all unclaimed items will be donated to local charities.

Camp Store & Canteen

The Canteen will be available each day for campers to purchase snacks. Money can be left at check-in for campers to have on their accounts. Money not spent will be returned at check-out. The Camp Store has jackets, sweatshirts, caps, t-shirts, souvenirs, postcards and stamps for sale during camp and after check-out.

What to Bring

- Signed Health & Waiver Forms if not completed online
- Medications needed during camp (in original Rx bottle)
- Sunscreen & insect repellent
- Camera
- Tennis Shoes or Hiking Shoes
- Hat
- Toiletries for "base camp"
- Clean clothes for "base camp"
- Swimsuit for "base camp"
- Water Bottle
- Money for Camp Store
- Consult the **Camper Recommended Packing Lists** on the coming pages

What NOT to Bring

- Pets
- Sports Equipment or electronics
- Fireworks or lighters
- Extra food, snacks or pop
- Alcohol, tobacco, vaping products, or drugs
- Weapons
- Vehicles (campers under 18)
- Cell phones – If campers bring a cell phone, they will need to leave it with a camp staff member during check-in



Contacting Your Camper

Mail - Camper's love mail!

The address is:
Storm Mountain Center
Camper's Name and Camp
23740 Storm Mountain Rd
Rapid City SD 57702

One-Way E-Mail - You can email your camper at

SMcampers@dakcamps.org

On the subject line please put:
Camper Name and Camp Name.

Emergency Contacts - In the event of an emergency, contact the camp at:

Camp office: 605-343-4391

Tanner's Cell: 701-490-1243

Check-Out Time

Your **Check-Out date and time** are on the front of this letter. Come to the **Basement of Allison Hall** to meet your camper. The **Camp Store** will be open - be sure to check it out. Campers will receive any **unspent store money** and any **medications** they turned in.

You will be e-mailed a brief **survey** relating to your camper's experience. We ask that, if possible, it be completed shortly after reuniting with your camper. Your important feedback will help us better serve campers throughout the summer.

**We are looking forward to
a great time at Camp!**

Follow us on social media to keep track of the action!



23740 Storm Mountain Road
Rapid City, SD 57702
605-343-4391
smc@dakcamps.org

Preparing for the Trek

Welcome to the Black Hills Trek 2025! We're excited for the adventure awaiting us in the wild Black Hills!

When you arrive at Storm Mountain Center, we'll do a gear checklist, pack provisions, and get to know the team. On the next page, we'll have a list of items that you should have prepped for gear (if you want to bring your own). The list is broken down by what you need to bring for yourself, and what camp can provide if you don't have it. If you do not have all the gear, please email site director Tanner at smc@dakcamps.org and dean Jessica at jessicakremer@protonmail.com letting them know what you still need. We have lots of gear that can be borrowed, and we want to make sure that we have your size prepped and ready to go before you arrive. It's really important to us that the gear that we bring on this trip is in working condition, so even if you bring your own, we will still observe and inspect everything, just in case! That night, we'll practice putting up the tents and camp out on the SMC property.

After breakfast on Monday morning, we'll leave for a short drive to our drop-off point in the Black Hills National Forest. We'll set out from there on a trek that will take us through the Black Hills back to Storm Mountain. During our trek, you'll assist with expedition tasks such as meal preparation and filtering water. We'll hike, explore, and spend time each day for daily devotions, resting, and reflecting on our experience while spending time in God's amazing creation.

On Thursday, we will hike back into camp to complete our trek. When we return to camp Thursday afternoon, we'll work together to clean and put away our gear, then shower and prep for heading home Friday morning. If we get back earlier than anticipated, we'll spend time together exploring the activities Storm Mountain has to offer!

This trip is an adventure and a challenge. You'll carry everything you need on your back and your pack may weigh 40-60 lbs. Taking time to train before you arrive will give you a head start when we hit the trail. Hiking, biking, or walking around the block with a friend are all good ways to prepare. Make sure you have a pair of sturdy, comfortable hiking boots or trail runners that are comfortable and broken in before you arrive.

As you prepare to pack, think of packing in two stages:

Stage 1: Things you'll need at Storm Mountain, but not on the trail. Pack a small bag with clean clothes, shampoo, and anything you'll want Sunday night and when we return to camp on Thursday. This will stay at camp.

Stage 2: Everything you'll need on the trail. The lighter you pack, the better! You won't need fresh clothes for each day of hiking – 1 or 2 shirts and pairs of pants will do the trick. You'll also carry some group provisions (food, cooking supplies, tents, etc.) so keep it light! A detailed packing list is on the next page to help you think through what you need.

We're already marking maps, making plans, and acquiring provisions for our trip! We can't wait to see you in June!

Jessica & Tanner



DAK/MN Area
Central Camping Office
122 West Franklin Ave,
Suite 400
Minneapolis MN 55404
855-622-1973
info@dakcamps.org
www.dakcamps.org



23740 Storm Mountain Road
Rapid City, SD 57702
605-343-4391
smc@dakcamps.org

Extensive Packing List

This packing list covers all your basic needs. Before we leave for the trail, we'll make sure you have the supplies you'll need, that they're in working condition, and no extra weight. Below is a list of items you'll need to bring, and what you have the option of bringing. You are welcome to bring your own gear, but you do NOT have to buy new equipment for this camp. We will make sure you're decked out in Storm Mountain's finest! Reach out to Tanner at SMC if you have any questions about availability or equipment.

Stage 1: Storm Mountain Bag

- Clean Clothes (for Thursday, after we return, and Friday)
- Extra Toiletries (shampoo, body wash, etc. Items that won't be with us on the trip)
- Shower towel
- Shoes or sandals for around camp
- Pillow
- Money for Camp Store
- All meds in original RX container (this will be turned into SMC staff when you check-in; staff will carry the meds on the trip)
- Medications needed during camp (in Rx bottle)



Stage 2: Trail Bag

Equipment you need to bring:

- Hiking boots/shoes – make sure to bring a pair you have already worn and broken in!
- Sleeping bag – a lightweight bag that will keep you warm in a variety of conditions
- Small pillow – a stuff sack with a jacket inside can also be used as a pillow
- 1-2 pairs of pants – long pants protect you from the environment while hiking
- 1 pair shorts – in case of a hot day or if you want to change when we set up camp
- 2-3 t-shirts – light weight and quick-dry are ideal
- Long sleeve shirt or lightweight jacket – good for chilly days and time at camp
- 4 pairs of socks – dry socks are ESSENTIAL on the trail.
- Underwear
- Base layer, like long underwear – nights can get cold!
- One-piece swimsuit – we *may* have an opportunity to swim on trail or at camp
- Hat or bandana – something to keep off the sun
- Toothbrush, toothpaste, deodorant
- Medications – staff will carry and administer on the trail
- Pack towel – small and quick-drying
- Sunglasses, glasses/contacts, and solution

Equipment SMC can provide (or you can bring your own)

- Backpacking pack – look for a pack with a waist strap (NOT A SCHOOL BAG)
- Sleeping pad – foam or inflatable (no air beds, please)
- Zip lock bags – for any small items that need to be kept dry (socks, underwear, etc.)
- Rain poncho – a large poncho can cover you and your pack all in one
- 2- 32 oz water bottles – (hydration packs are fine, but must have capacity for approximately 64oz)
- Camping bowl, cup, utensils/spork – the lighter the better!
- Small bible and personal journal to use in daily devotions.
- Personal 1st aid kit (optional) – camp staff will carry extensive supplies



DAK/MN Area
Central Camping Office
122 West Franklin Ave,
Suite 400
Minneapolis MN 55404
855-622-1973
info@dakcamps.org
www.dakcamps.org



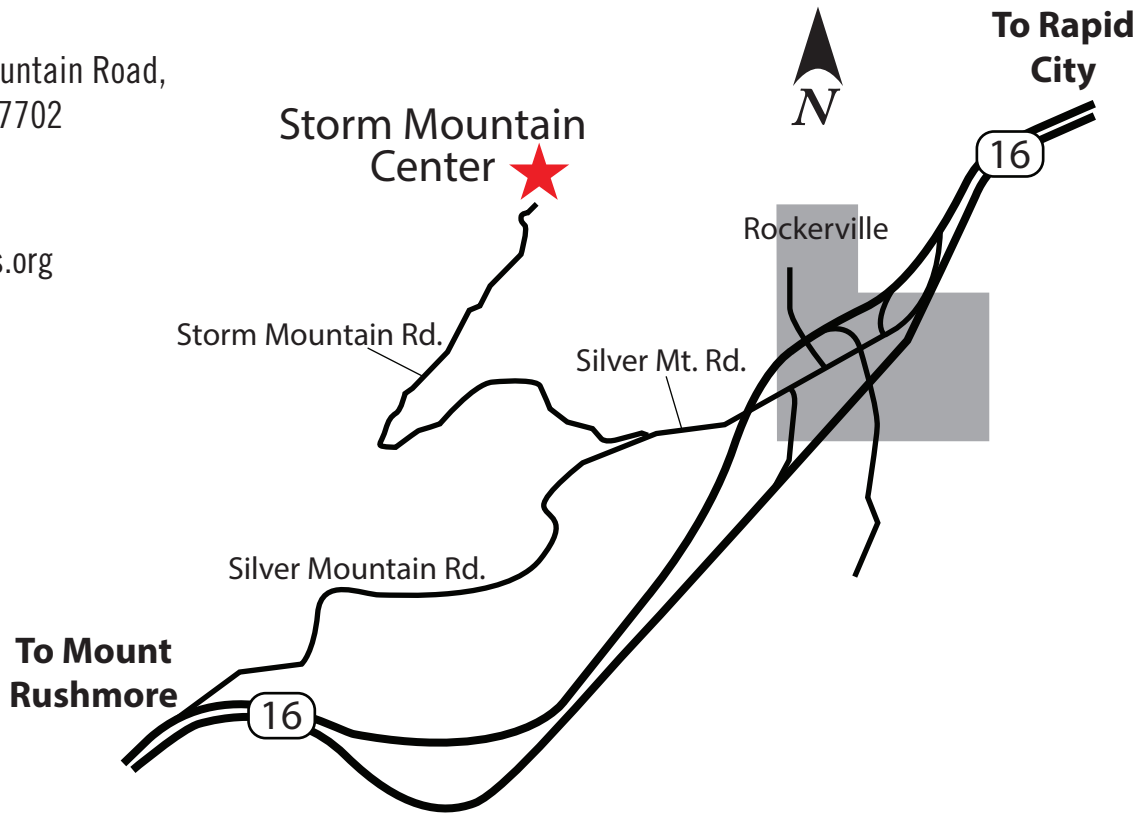
Storm Mountain Center Directions

Address:

23740 Storm Mountain Road,
Rapid City, SD 57702

Contact Details:

(605) 343-4391
smc@dakcamps.org



From I-90 East of Rapid City

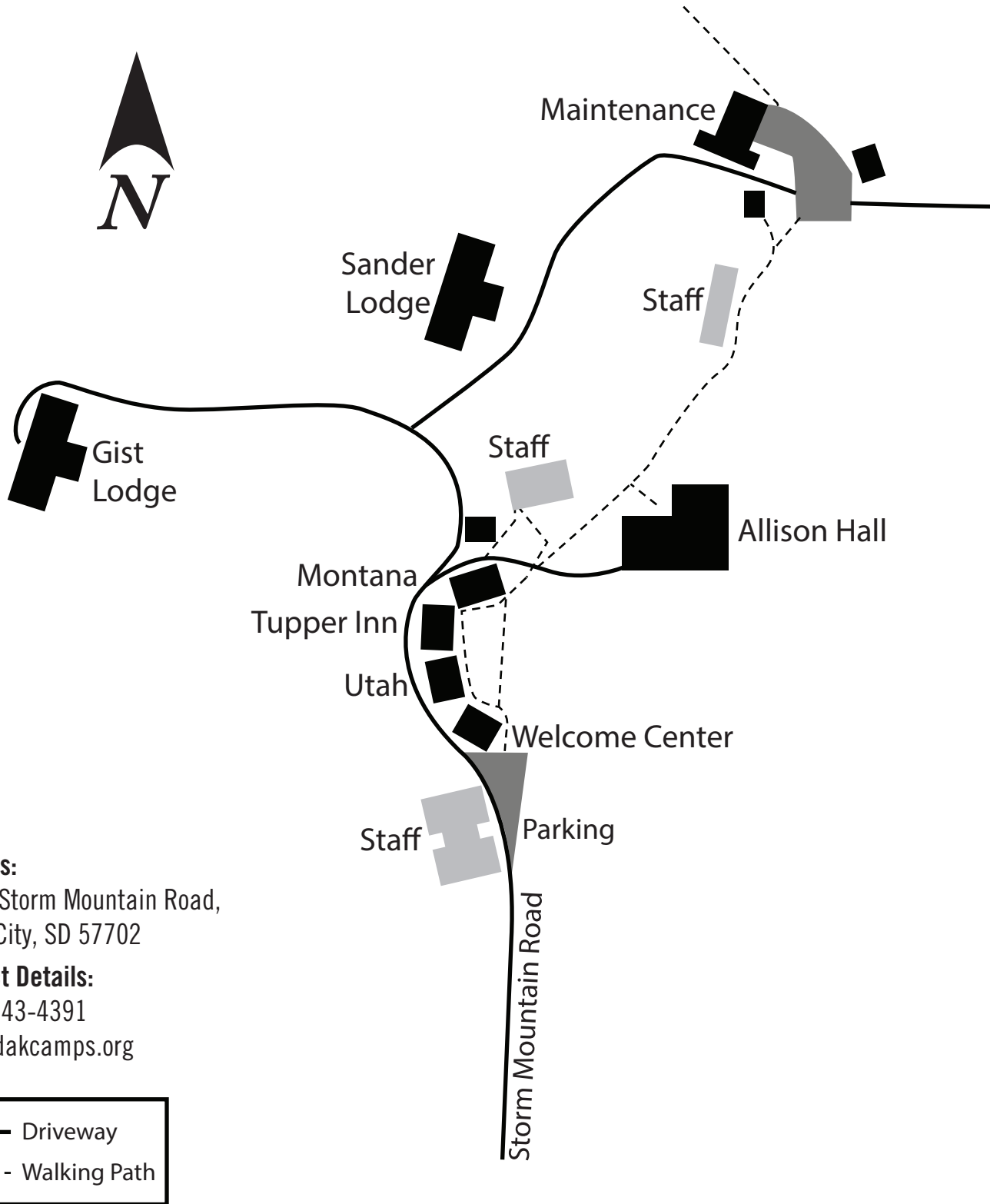
- From I-90 take exit #61 for SD-79
- Follow SD-79/Elk Vale Road/Catron Blvd. for about 8.9 miles
- Turn left at the junction of Catron Blvd. and Mt. Rushmore Road
- Follow US-16/Mt. Rushmore Road out of town about 8 miles
- Look for the two exits to Rockerville. About 1/2 mile past the second Rockerville exit turn right onto Silver Mountain Road
- Proceed approximately 1/3 mile to Storm Mountain Road on your right. Look for the large Storm Mountain Center sign next to the mail box.
- Follow Storm Mountain Road 1.7 miles down to camp. It is a winding Forest Service road. Please be aware other vehicles may be leaving camp as you enter camp.

From I-90 West of Rapid City

- From I-90 take Exit #57 for HWY 16 W. toward Mt. Rushmore
- Turn left onto Omaha Street
- Turn right at first cross street onto US-16/Mt. Rushmore Road
- Follow US-16/Mt. Rushmore Road out of town about 13.2 miles
- Look for the two exits to Rockerville. About 1/2 mile past the second Rockerville exit turn right onto Silver Mountain Road
- Proceed approximately 1/3 mile to Storm Mountain Road on your right. Look for the large Storm Mountain Center sign next to the mail box.
- Follow Storm Mountain Road 1.7 miles down to camp. It is a winding Forest Service road. Please be aware other vehicles may be leaving camp as you enter camp.



Storm Mountain Center Camp Map

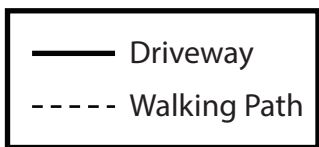


Address:

23740 Storm Mountain Road,
Rapid City, SD 57702

Contact Details:

(605) 343-4391
smc@dakcamps.org



DAK-MN Area Central Camping Office
122 W. Franklin Ave. Ste. 400
Minneapolis, MN 55404

(855) 622-1973
info@dakcamps.org